Certificate of Analysis

LIQUILABS
Analytical services

NordBioLab
Nord BioLab
Estonia
info@nordbiolab.com

Liquilabs s.r.o.
Inovační 122
252 41 Zlatníky-Hodkovice
Czechia
www.liquilabs.cz

Verify Results Online

Sample Identification

Sample Name	BPC-157 5 mg
Batch Number	NBLBB1007261101
Date Published	2026-07-23 14:28

Results for LYO-0383

Peptides	Result	Unit	Uncertainty	Acceptable Range
BPC-157 Assay Peptide Screening 0.1% TFA	6.18	*mg*	[± 0.03]	
BPC-157 Purity Peptide Screening 0.1% TFA	99.7	*%*	[± 0.5]	
BPC-157 Identification by Spectrum (FTIR) Peptide Screening 0.1% TFA	990		[± 5]	
BPC-157 Identification by RT Peptide Screening 0.1% TFA	0.996		[± 0.005]	

Mass Spectrometry	Result	Unit	Uncertainty	Acceptable Range
Molecular Ion Mass Identification (MS Deconvolution) Mass Spectrometry Identity	1418	*Da*	[± 1]	

LIQUILABS Analytical services	Method Specification	
Determination of identity, content and purity of BPC-157/BPC-157 Arginate		
Document number BPC_006_2026	*Superseded document* -	*Number of pages* 4

1. Content Assesment

1.1. Instrumentation

Module	Name	Serial Number
System Controller	Shimadzu CBM-40 Lite	L221226351398
Degassing Unit	Shimadzu DGU-403	NA
Pump	Shimadzu LC-40B XR	L22146350580
Autosampler	Shimadzu SIL-40C XR	L22216351622
Colum Thermostat	Shimadzu CTO-40S	L22236351602
PDA Detector	Shimadzu SPD-M40	L22276352808
SQ MS Detector	Shimadzu LCMS-2050	O12476200760

1.2. Chromatographic conditions

Chromatographic conditions	
Eluent A	0.05% TFA in Water (HPLC, Gradient Grade)
Eluent B	0.0425% TFA in Acetonitrile (HPLC, Gradient Grade)
Flow rate	0.9 mL/min
Program	Gradient elution
Injection volume	2 µL
Colum Temperature	55°C
Column	Waters XSelect CSH C18, 100x2.1mm 2.5µm
Detection wavelength	225nm

Gradient Program		
Time [min]	A [%]	B [%]
1.5	95	5
13	45	55
13.5	1	99
14.5	1	99
14.51	95	5
16	end	

Liquilabs s.r.o. • Inovační 122 • 252 41 Zlatníky-Hodkovice • Czechia
Phone : +420 608 444 727 • Fax : • jan.galbavy@liquilabs.cz • www.liquilabs.cz

1.3. Sample preparation

Whole amount of container was dissolved in 2mL of water (LCMS Grade). 100 µL of sample was transferred to HPLC vial and diluted by 900 µL water (LCMS Grade) and submitted for analysis.

1.4. Calibration curve

Calibration curve detail	
Quantitative method	External Standard
Calibration Type	Linear
Number of calibration points	5
Force through Zero	Enabled
Weighting Method	None

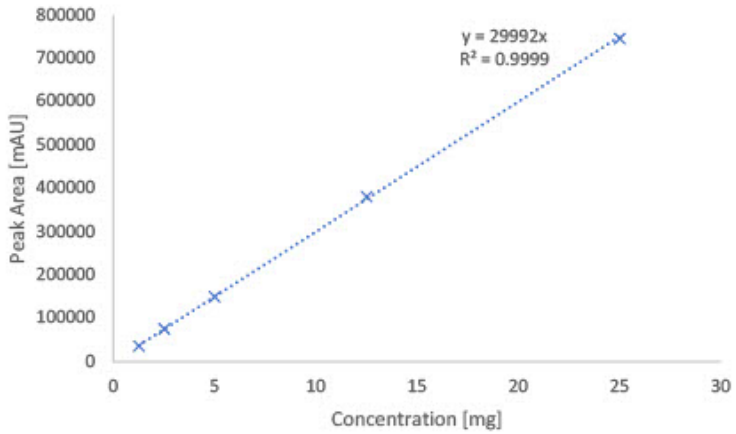

2

Liquilabs s.r.o. • Inovační 122 • 252 41 Zlatníky-Hodkovice • Czechia
Phone : +420 608 444 727 • Fax : • jan.galbavy@liquilabs.cz • www.liquilabs.cz

2. Purity assessment

2.1 Instrumentation

Module	Name	Serial Number
System Controller	Shimadzu CBM-40 Lite	L221226351398
Degassing Unit	Shimadzu DGU-403	NA
Pump	Shimadzu LC-40B XR	L22146350580
Autosampler	Shimadzu SIL-40C XR	L22216351622
Colum Thermostat	Shimadzu CTO-40S	L22236351602
PDA Detector	Shimadzu SPD-M40	L22276352808
SQ MS Detector	Shimadzu LCMS-2050	O12476200760

2.2 Chromatographic conditions

Chromatographic conditions	
Eluent A	0.05% TFA in Water (HPLC, Gradient Grade)
Eluent B	0.0425% TFA in Acetonitrile (HPLC, Gradient Grade)
Flow rate	0.9 mL/min
Program	Gradient elution
Injection volume	2 µL
Colum Temperature	55°C
Column	Waters XSelect CSH C18, 100x2.1mm 2.5µm
Detection wavelength	225nm

Gradient Program		
Time [min]	A [%]	B [%]
1.5	95	5
13	45	55
13.5	1	99
14.5	1	99
14.51	95	5
16	end	

2.3 Purity assesment

Purity of compound assesed by area normalization method, comparing area of each peak to sum of area of all peaks detected at wavelenght of 214 nm.

Liquilabs s.r.o. • Inovační 122 • 252 41 Zlatníky-Hodkovice • Czechia
Phone : +420 608 444 727 • Fax : • jan.galbavy@liquilabs.cz • www.liquilabs.cz

3. Identity Assessment

3.1 Instrumentation

Module	Name	Serial Number
System Controller	Shimadzu CBM-40 Lite	L221226351398
Degassing Unit	Shimadzu DGU-403	NA
Pump	Shimadzu LC-40B XR	L22146350580
Autosampler	Shimadzu SIL-40C XR	L22216351622
Colum Thermostat	Shimadzu CTO-40S	L22236351602
PDA Detector	Shimadzu SPD-M40	L22276352808
SQ MS Detector	Shimadzu LCMS-2050	O12476200760

3.2 Chromatographic conditions

Chromatographic conditions	
Eluent A	0.05% TFA in Water (HPLC, Gradient Grade)
Eluent B	0.0425% TFA in Acetonitrile (HPLC, Gradient Grade)
Flow rate	0.9 mL/min
Program	Gradient elution
Injection volume	2 µL
Colum Temperature	55ºC
Column	Waters XSelect CSH C18, 100x2.1mm 2.5µm
Mass spectrometry	Scan: positive 280-2000 Da

Gradient Program		
Time [min]	A [%]	B [%]
1.5	95	5
13	45	55
13.5	1	99
14.5	1	99
14.51	95	5
16	end	

3.3 Molecular Ion Mass evaluation

Molecular ion mass was determined by deconvolution of multiply charged ESI-MS spectra to calculate the average neutral (zero-charge) molecular mass by equation:

$$M(neutral) = (z_i((mz_i) - H)) - ME$$

Where:
mz_i - Measured mass of charged particle
z_i - charge
H - proton mass (1.0076 Da)
ME – mass error

Liquilabs s.r.o. • Inovační 122 • 252 41 Zlatníky-Hodkovice • Czechia
Phone : +420 608 444 727 • Fax : • jan.galbavy@liquilabs.cz • www.liquilabs.cz

Analysis Report

LIQUILABS Analytical services

Analysis of quantity and purity of active ingredient by UHPLC with UV detection

Sample Information

Injection Volume	: 2
Data File	: LYO-0383__003.lcd
Method File	: Peptide screening_V7_Group C.lcm
Date Acquired	: 7/21/2026 3:09:55 PM

Chromatogram

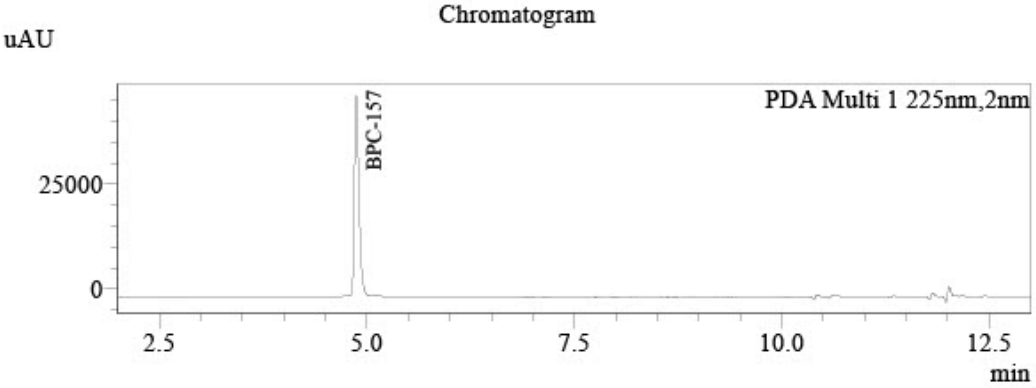

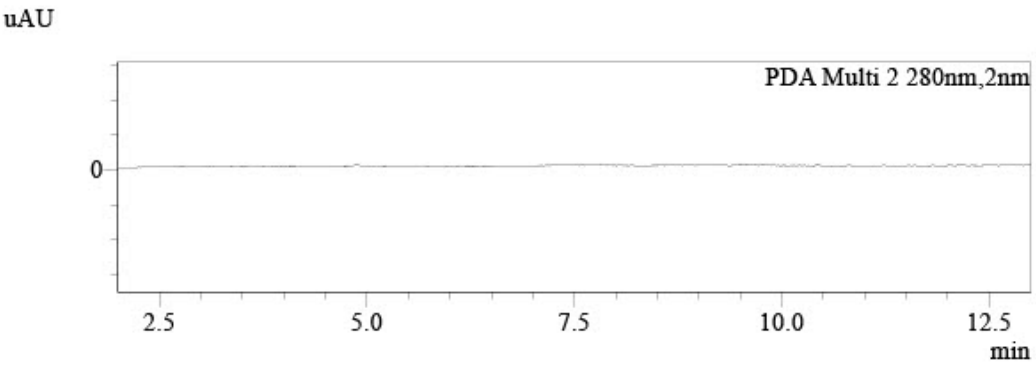

Peak Table

PDA Ch1 225nm

Name	Ret. Time	Area	Conc.	Unit	Area%
BPC-157	4.870	186822	6.182	mg	99.676
	5.112	608	0.000		0.324
		187430			100.000

Peak Table

PDA Ch2 280nm

Name	Ret. Time	Area	Conc.	Unit

Liquilabs s.r.o. • Inovační 122 • 252 41 Zlatníky-Hodkovice • Czechia
Phone : +420 608 444 727 • Fax : • jan.galbavy@liquilabs.cz • www.liquilabs.cz

Analysis Report

LIQUILABS
Analytical services

Analysis of identity of active ingredient by UHPLC with mass spectrometric detection

MS Chromatogram

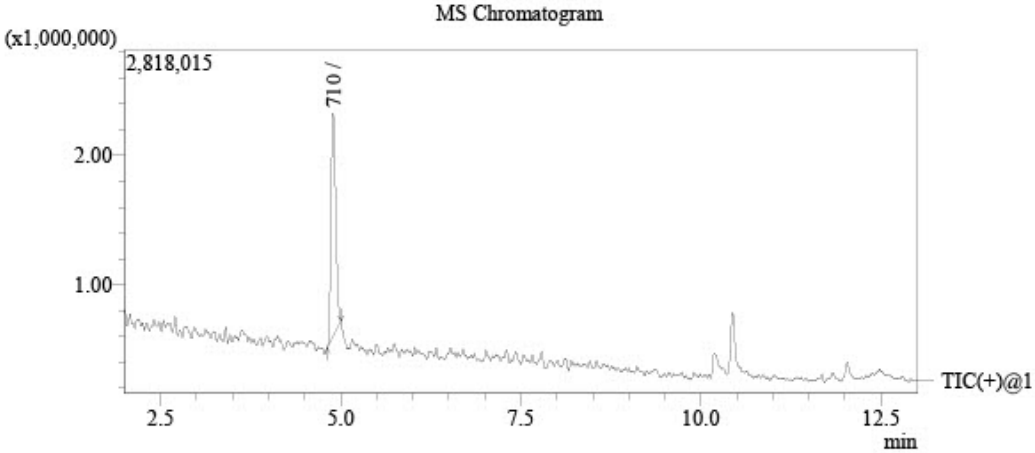

Library Search

Detected compound
Ret.Time: 4.813 Base Peak: 710
Scan Range: 280.00 - 2000.00 Polarity: Positive

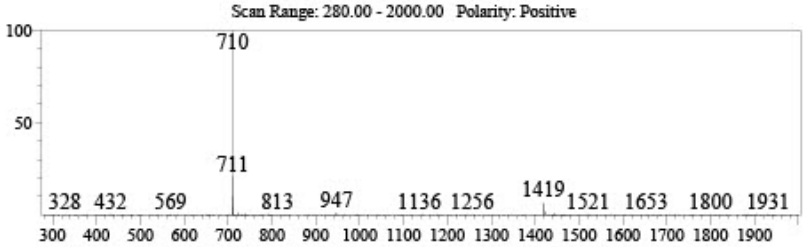

Library: Peptide screening lib
Formula: C62H98N16O22 CAS: 137525-51-0 Mol.Weight: 1418 Ret.Index: 0
Compound Name: BPC-157



Liquilabs s.r.o. • Inovační 122 • 252 41 Zlatníky-Hodkovice • Czechia
Phone : +420 608 444 727 • Fax : • jan.galbavy@liquilabs.cz • www.liquilabs.cz

Responsibles



Mr. Ján Galbavý
CEO

Analysis results relate only to the samples tested.
This document shall not be reproduced except in full, without the written approval of Liquilabs s.r.o.

Liquilabs s.r.o. • Inovační 122 • 252 41 Zlatníky-Hodkovice • Czechia
Phone : +420 608 444 727 • Fax : • jan.galbavy@liquilabs.cz • www.liquilabs.cz